



Polish Debt Monitor

August 19th 2025

For contact details and classification of the report see the [last page](#)



Table of Contents

Supply: Outright auctions results [p3](#) and [p4](#)
Bonds transferred to institutions (off-market origination) [p5](#)
Switch auctions results [p6](#)
Treasury bills dashboard [p8](#)

Debt management: Bonds outstanding by maturity and type [p7](#)
Borrowing needs [p9](#)

Credit risk/spreads: ASW#1 [p10](#)
ASW#2 plus discount margins [p11](#)
10y spreads: USA, Germany, Hungary, Czechia [p12](#)

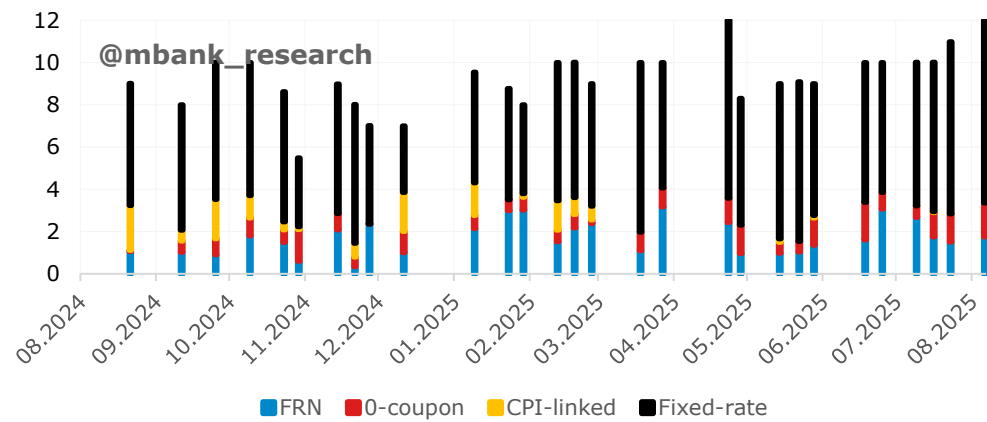
Holders: [p13](#)
Retail bonds: [p14](#)
Foreign debt: [p15](#)
Risk metrics: [p16](#)

Additional comments (or what we found especially interesting):

- Foreign investors increased their POLGB holdings in June, the first rise since the beginning of the year. On a YTD basis, foreigners have already bought roughly PLN 15 billion.
- During the latest outright auction, the Ministry of Finance sold the most duration since the start of 2021 (approximately PLN 4.5 milion DV01).

Outright auctions #1

Sales, billion PLN



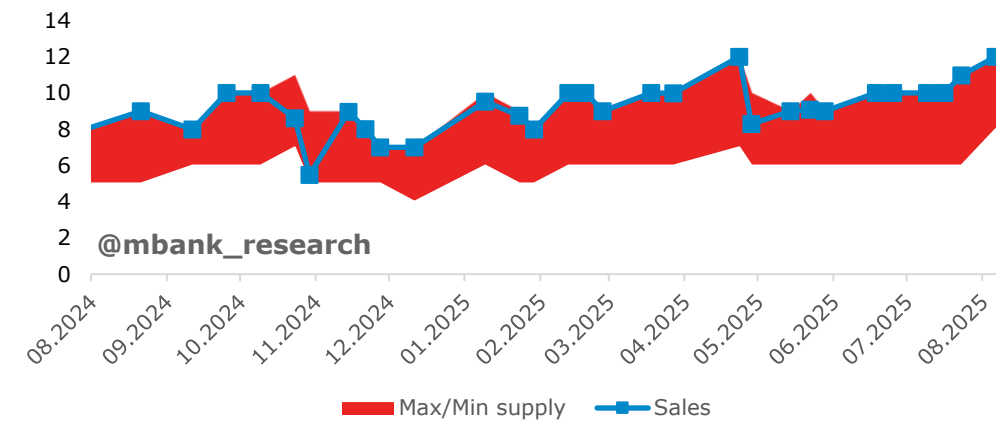
Source: Ministry of Finance.

Sales as % of maximum supply



Source: Ministry of Finance.

Overall sales in comparison to pre-auction MoF's guidance, billion PLN



Source: Ministry of Finance.

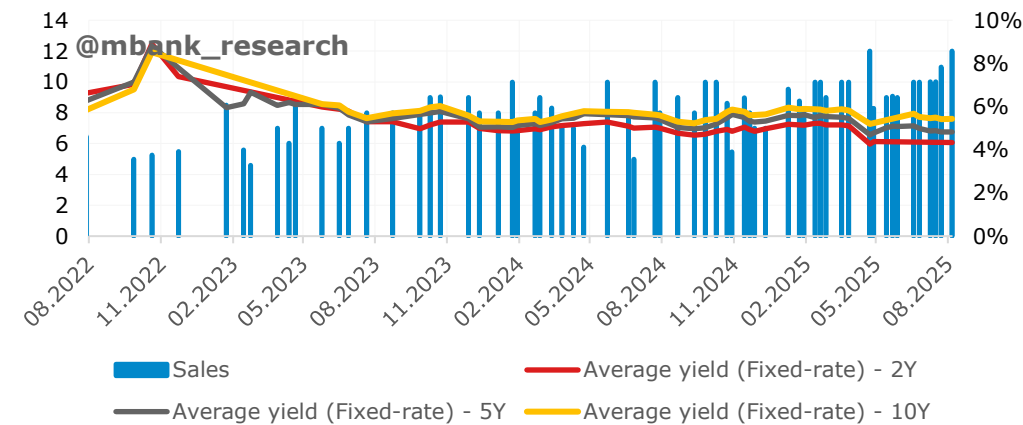
Total sales expressed in percentiles (last # outright auctions)

	Last 5	Last 10	Last 15	Last 30	From 2010
August 6, 2025	100%	100%	93%	97%	99%
July 23, 2025	100%	89%	93%	97%	98%
July 16, 2025	75%	78%	86%	93%	97%
July 9, 2025	100%	89%	93%	97%	97%
June 25, 2025	100%	89%	86%	86%	96%

Source: Ministry of Finance.

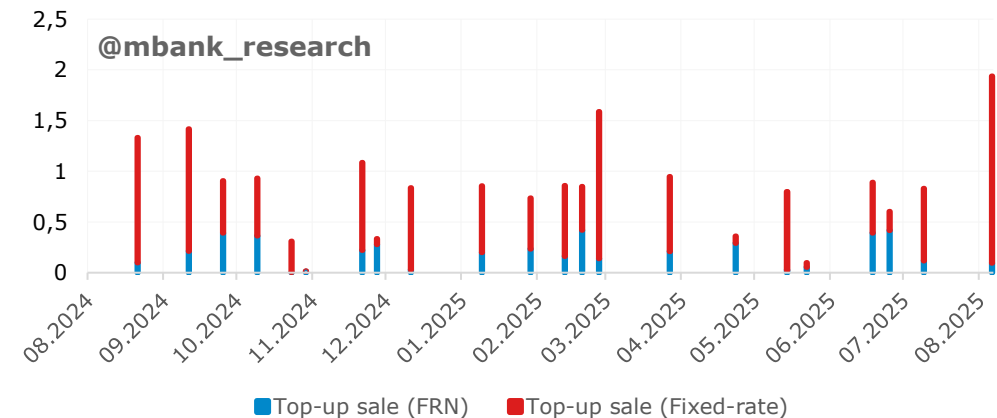
Outright auctions #2

Sales (billion PLN) and average fixed-rate yields (%) – last 3 years



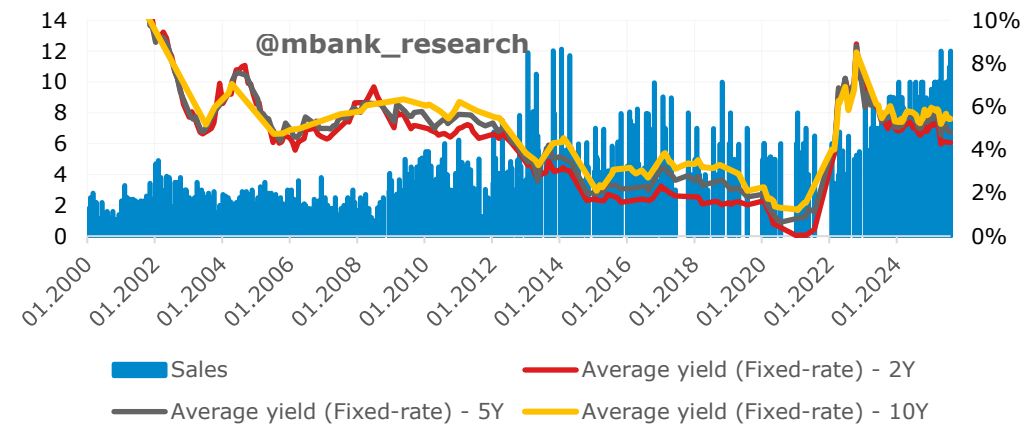
Source: Ministry of Finance.

Top-up sales, billion PLN



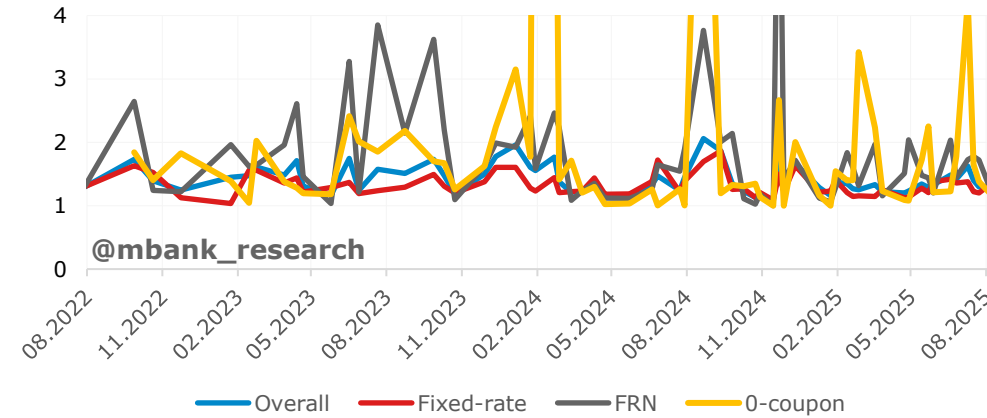
Source: Ministry of Finance.

Sales (billion PLN) and average fixed-rate yields (%) – from 2000



Source: Ministry of Finance.

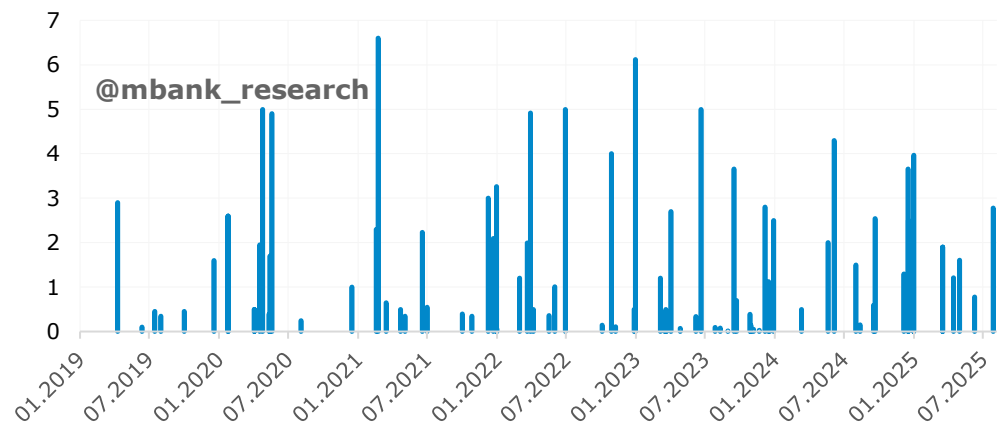
Bid/Cover ratios



Source: Ministry of Finance.

Bonds transferred to various institutions (not sold on auctions)

Bonds transferred, billion PLN



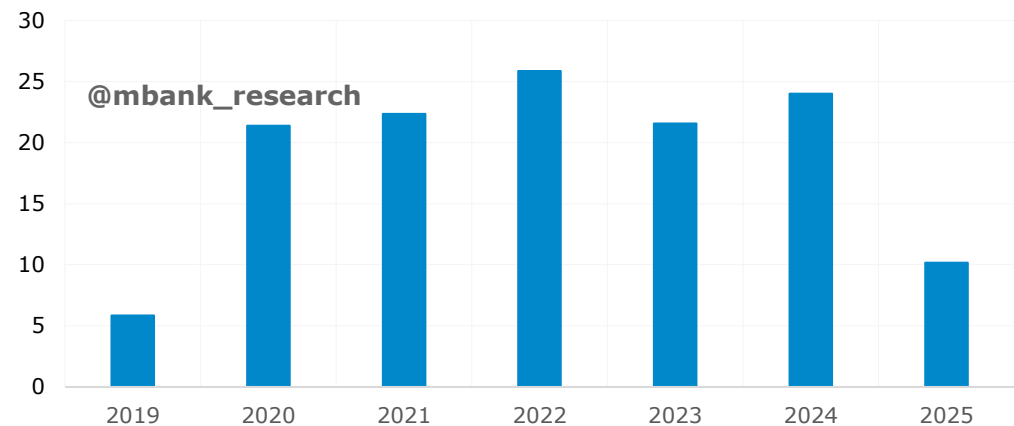
Source: Ministry of Finance.

Bonds transferred, billion PLN



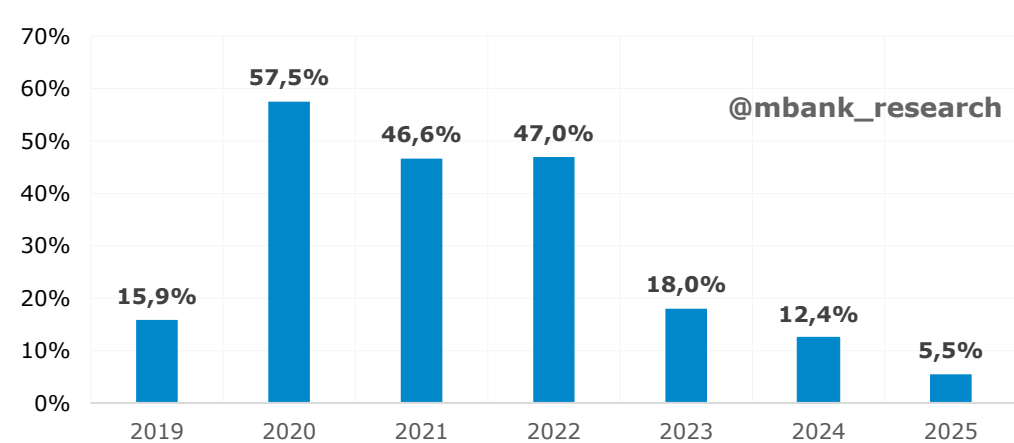
Source: Ministry of Finance.

Bonds transferred, billion PLN



Source: Ministry of Finance.

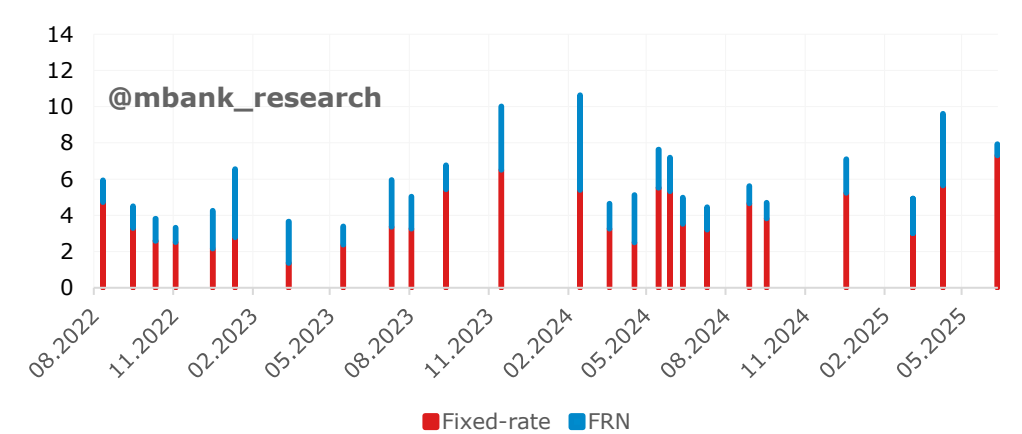
Bonds transferred as % of total outright sales



Source: Ministry of Finance.

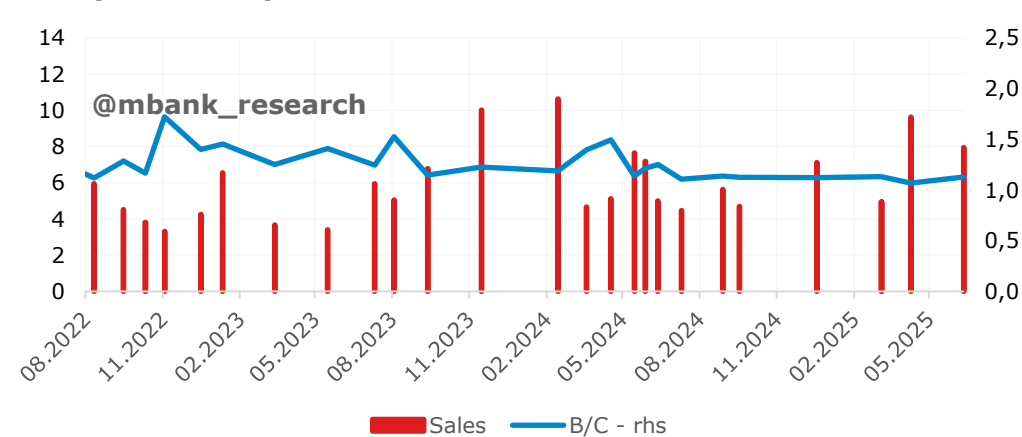
Switch auctions

Sales, billion PLN – last 3 years



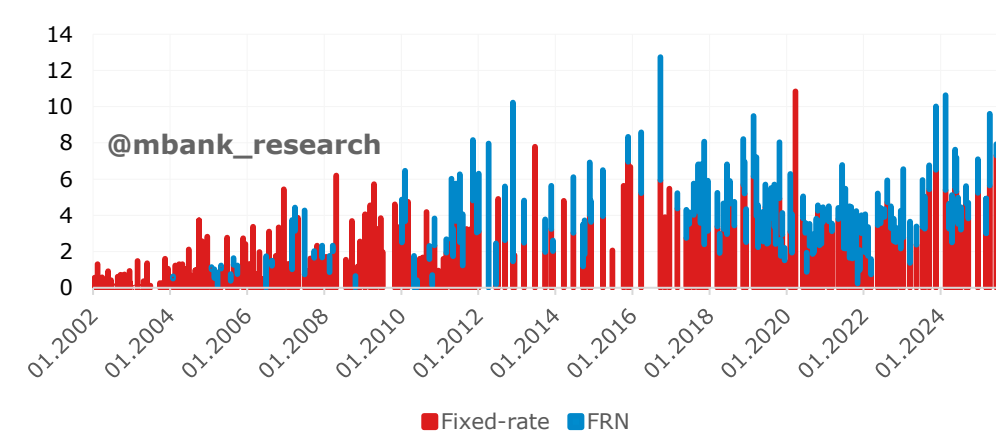
Source: Ministry of Finance.

Sales (billion PLN) and bid/cover ratio



Source: Ministry of Finance.

Sales, billion PLN – from 2002



Source: Ministry of Finance.

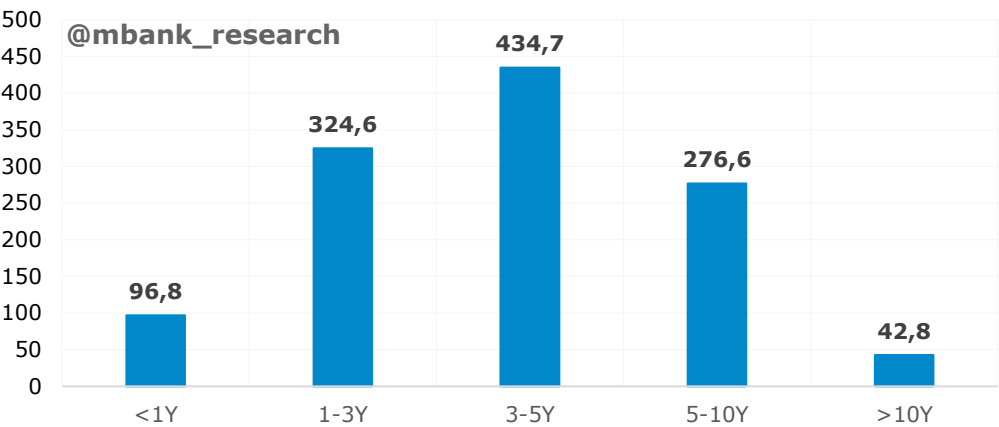
Total sales expressed in percentiles (last # switch auctions)

	Last 5	Last 10	Last 15	Last 30	From 2010
June 11, 2025	75%	89%	79%	90%	84%
April 9, 2025	100%	100%	86%	93%	86%
March 5, 2025	50%	33%	21%	52%	76%
December 18, 2024	100%	67%	71%	86%	83%
September 17, 2024	25%	22%	29%	55%	74%

Source: Ministry of Finance.

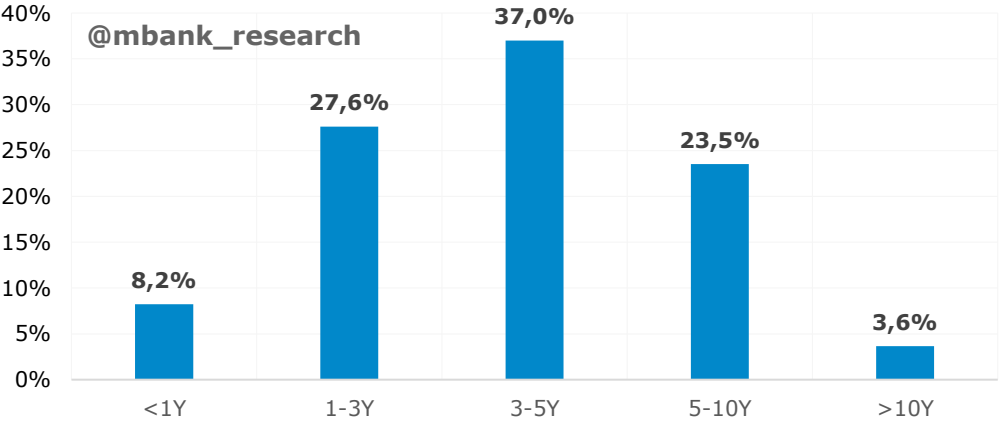
Bonds outstanding (as of August 8, 2025)

By maturity, billion PLN



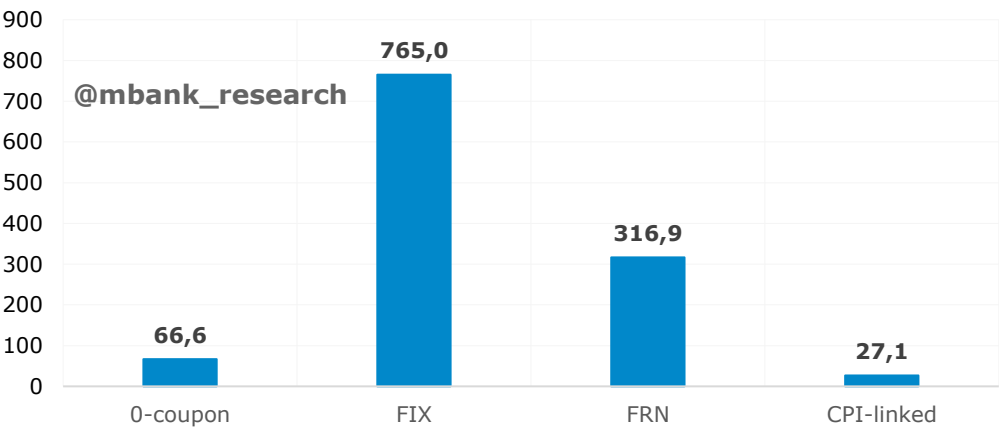
Source: Ministry of Finance.

By maturity, % share



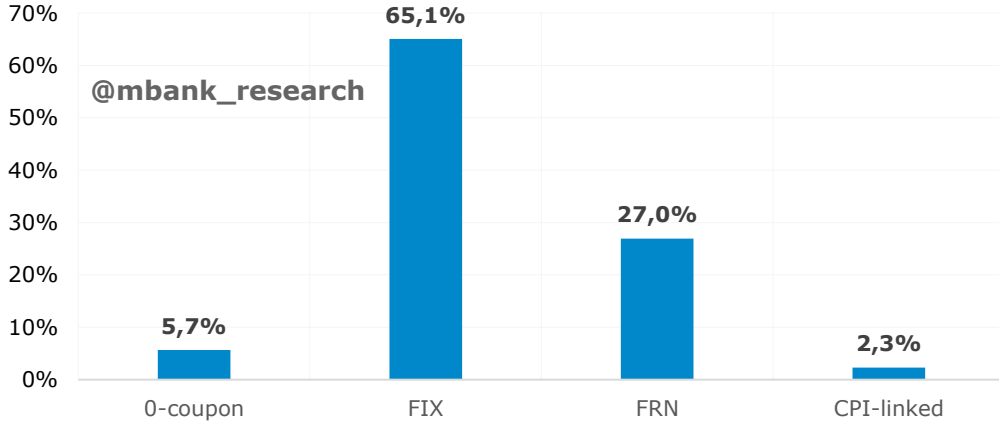
Source: Ministry of Finance.

By type, billion PLN



Source: Ministry of Finance.

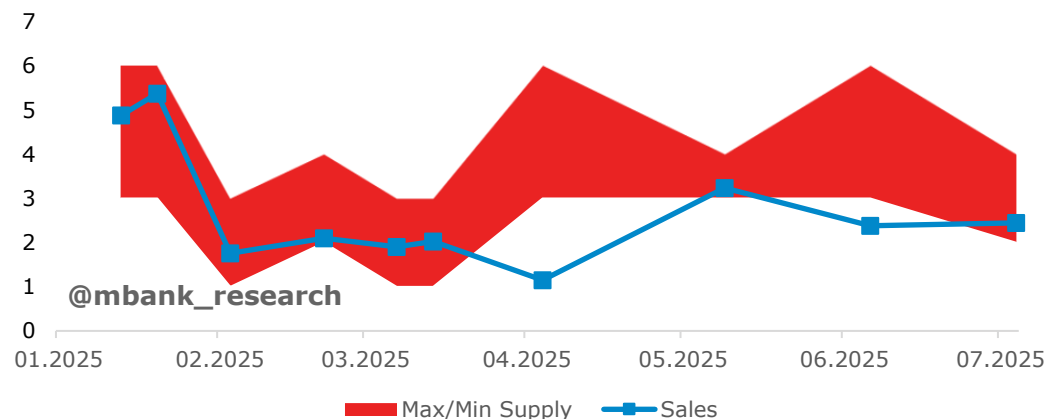
By type, % share



Source: Ministry of Finance.

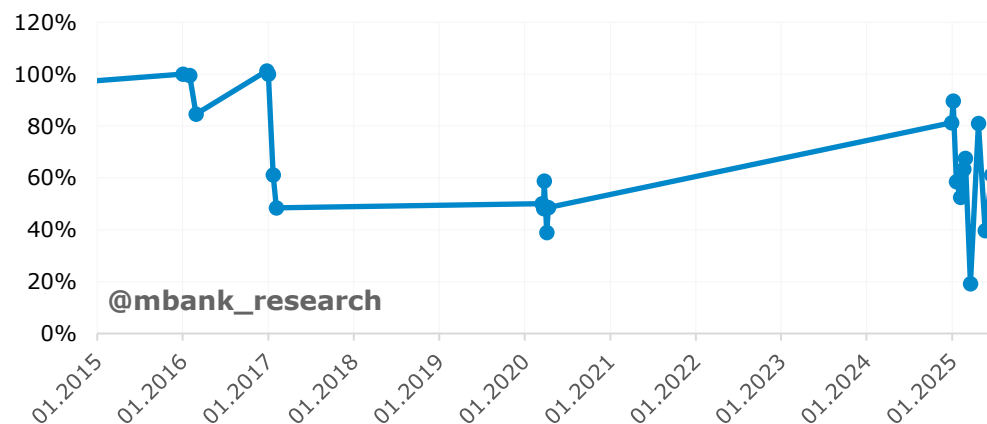
Treasury bills dashboard (as of July 8, 2025)

Overall sales in comparison to pre-auction MoF's guidance, billion PLN



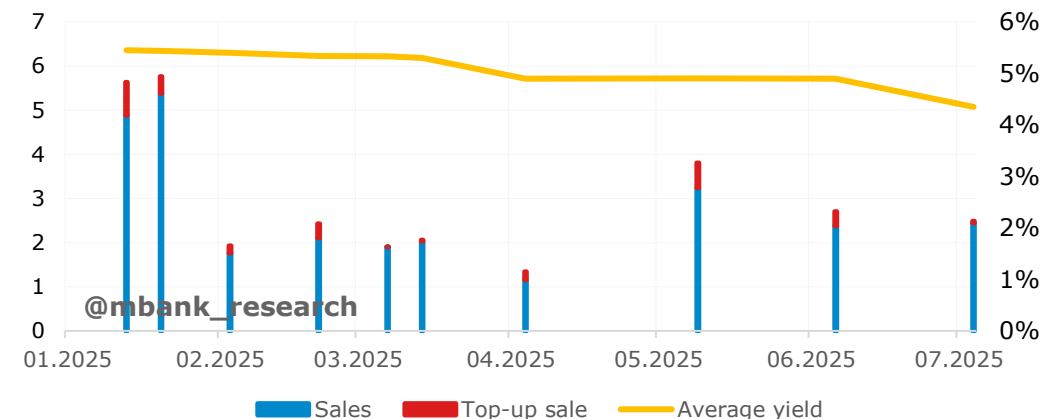
Source: Ministry of Finance.

Sales as % of maximum supply



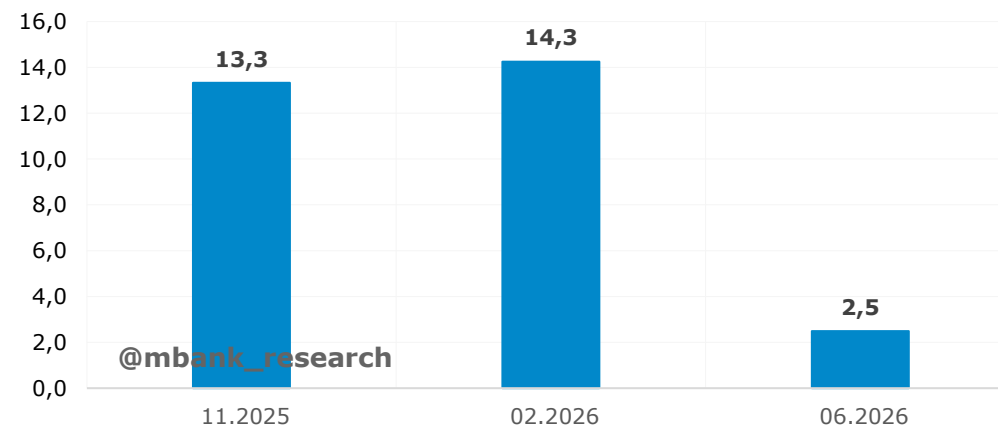
Source: Ministry of Finance.

Sales (billion PLN) and average yields (%)



Source: Ministry of Finance.

Treasury bills outstanding by maturity date, billion PLN



Source: Ministry of Finance.

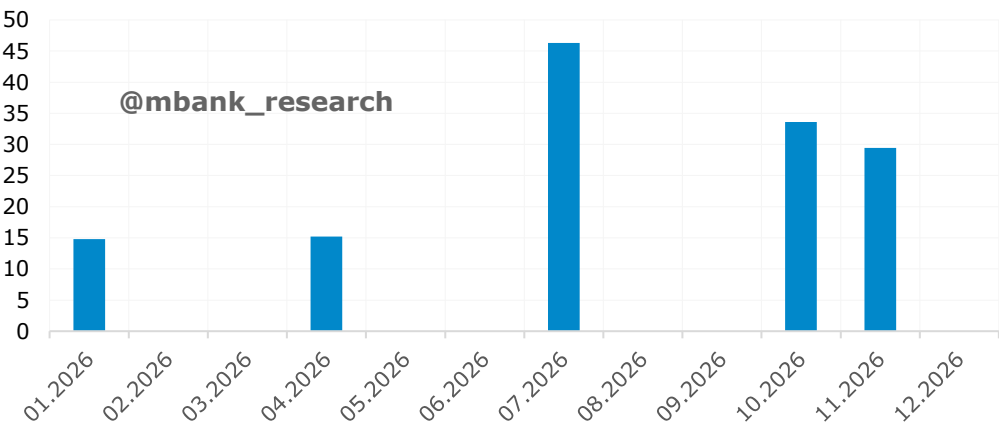
Short-term financing management

Bonds outstanding - 2025, billion PLN



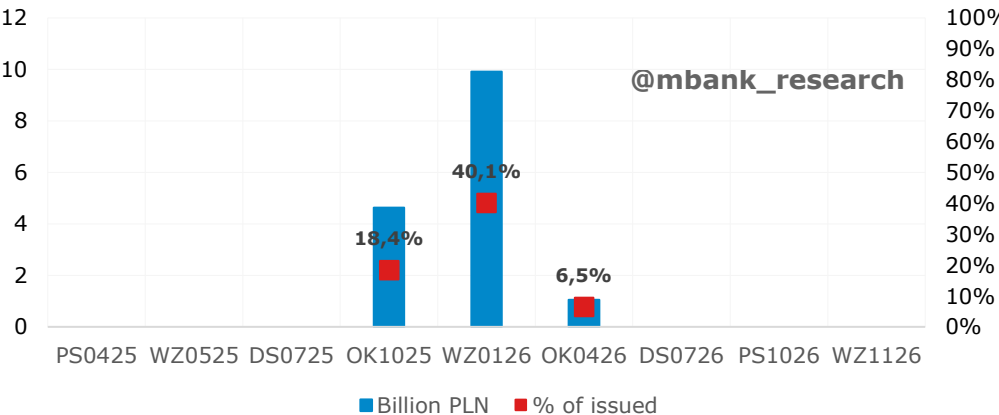
Source: Ministry of Finance.

Bonds outstanding - 2026, billion PLN



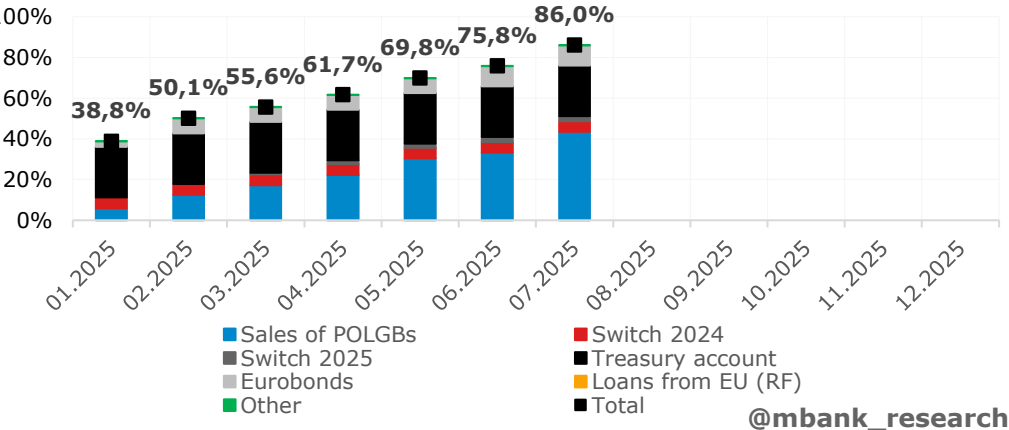
Source: Ministry of Finance.

Realized redemptions



Source: Ministry of Finance, Bloomberg.

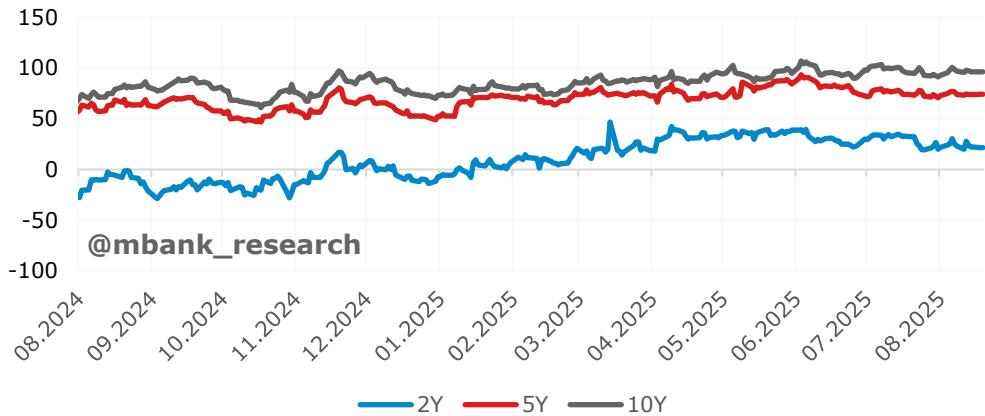
Financing of gross borrowing needs in 2025 (PLN 553 billion)



Source: Ministry of Finance.

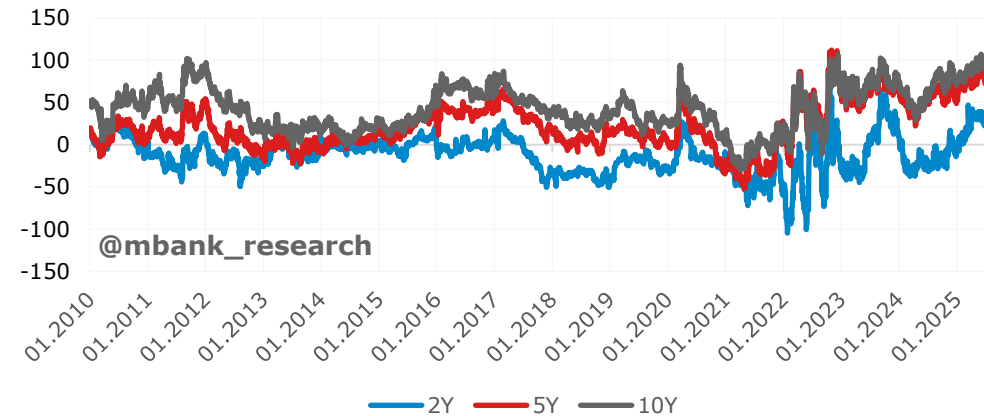
ASW#1

Last (rolling) year, bps



Source: Bloomberg.

From 2010, bps



Source: Bloomberg.

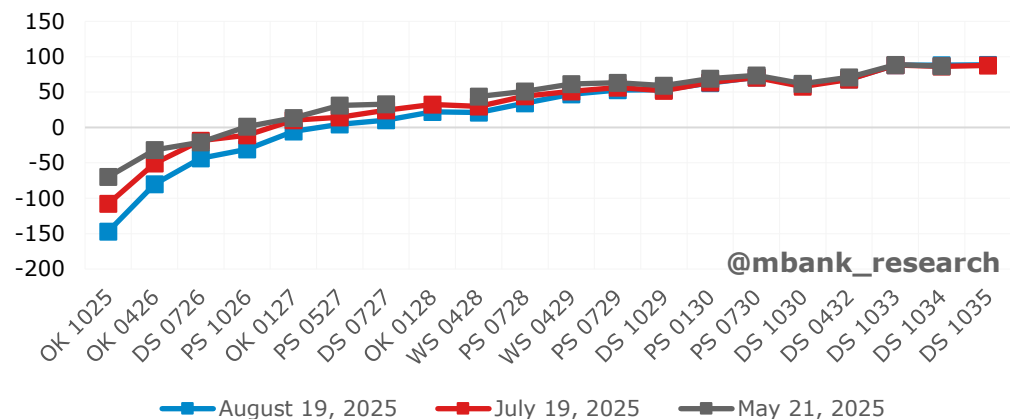
ASW rates expressed in percentiles (e.g. 10% observations were equal or lower the ASW spread as of January 1, 2000 over the past 12M)

	2Y					5Y					10Y				
	1M	3M	6M	12M	From 2010	1M	3M	6M	12M	From 2010	1M	3M	6M	12M	From 2010
August 19, 2025	30%	10%	23%	62%	94%	55%	27%	38%	68%	96%	50%	44%	70%	85%	98%
July 21, 2025	50%	42%	64%	82%	97%	15%	19%	36%	67%	95%	25%	40%	70%	84%	98%
June 20, 2025	0%	8%	53%	76%	96%	5%	55%	77%	88%	98%	0%	47%	73%	84%	98%
May 22, 2025	50%	73%	86%	93%	98%	95%	98%	99%	100%	99%	50%	81%	90%	94%	98%
April 23, 2025	75%	90%	95%	98%	99%	55%	71%	83%	92%	97%	95%	97%	95%	98%	99%
March 25, 2025	95%	98%	99%	100%	98%	40%	81%	88%	94%	97%	65%	89%	84%	90%	97%

Source: Bloomberg.

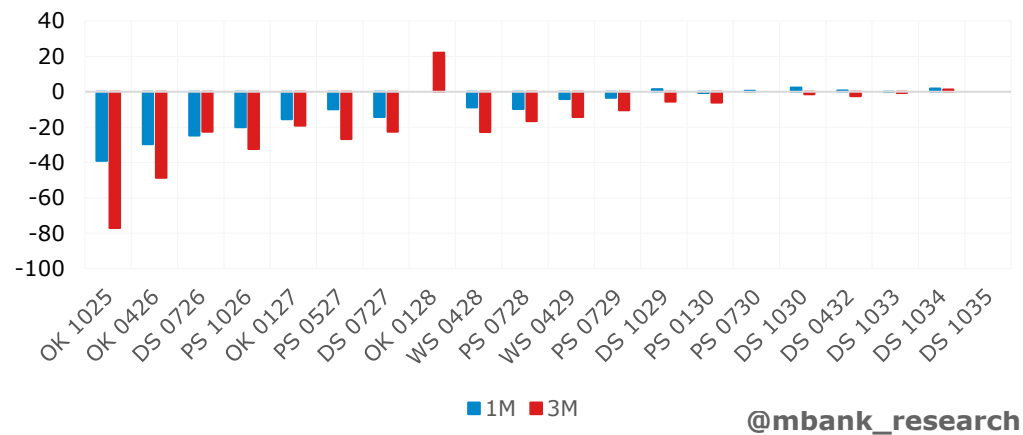
ASW#2 + DM

ASW curves, bps



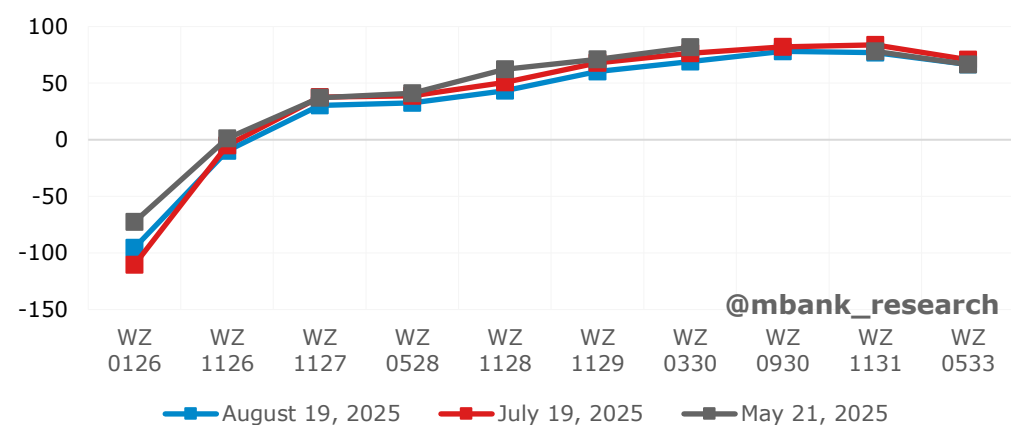
Source: Bloomberg.

ASW curves (point differences), bps



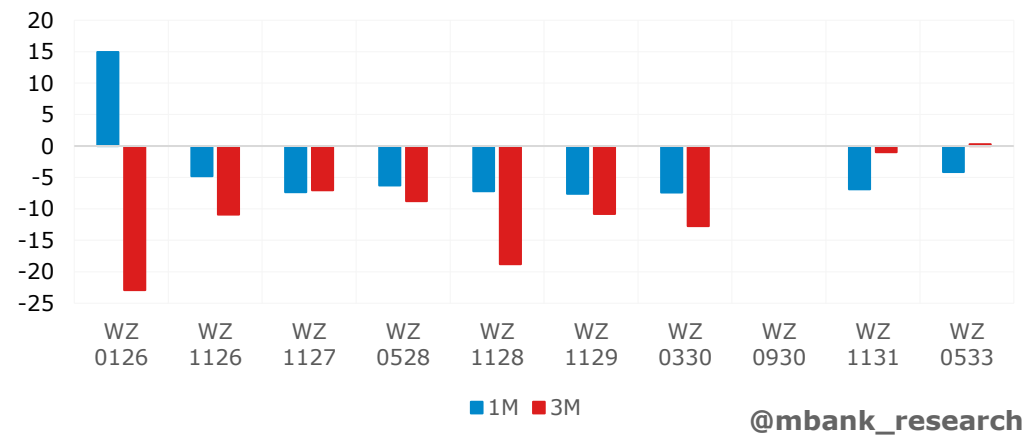
Source: Bloomberg.

DM curves, bps



Source: Bloomberg.

DM curves (point differences), bps



Source: Bloomberg.

POLGB spreads to other 10Y benchmarks (bps)

US



Source: Bloomberg.

Germany



Source: Bloomberg.

Czech Republic



Source: Bloomberg.

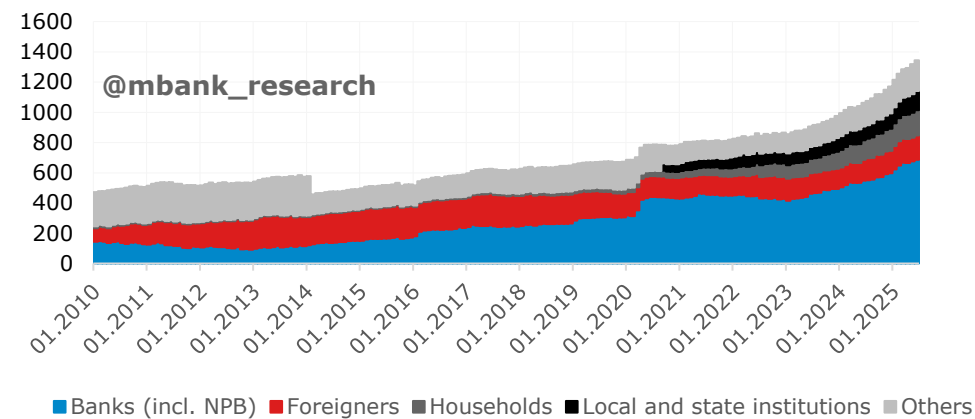
Hungary



Source: Bloomberg.

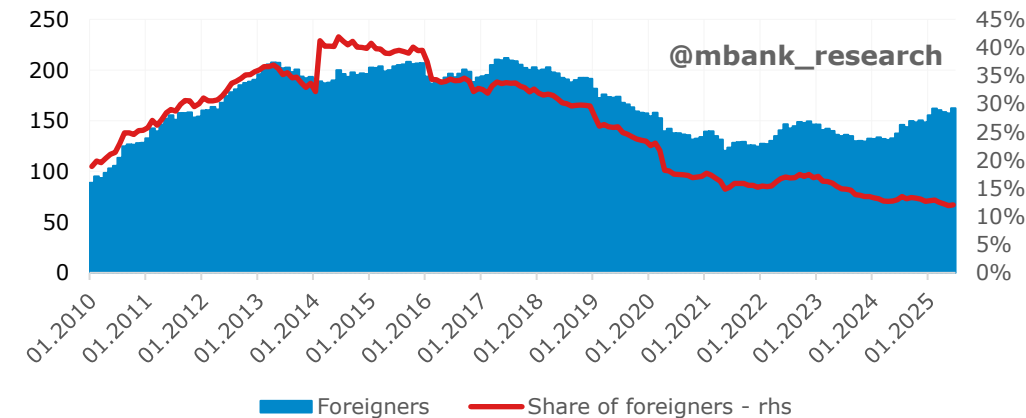
Who is buying Polish govt bonds?

Holders of PLN-denominated government bonds, billion PLN



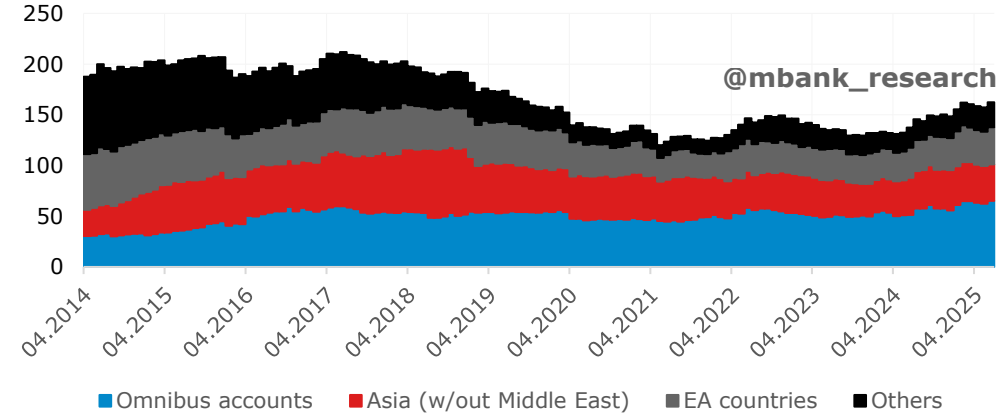
Source: Ministry of Finance.

Foreigners' holdings of PLN-denominated government bonds, billion PLN



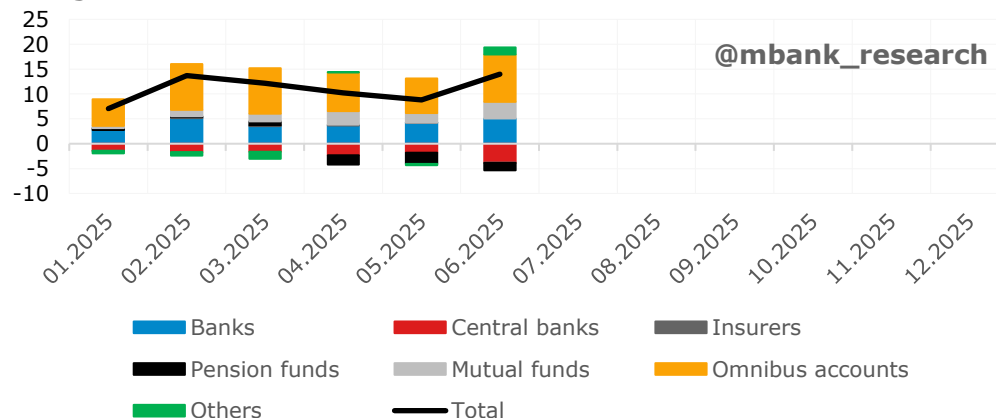
Source: Ministry of Finance.

Foreigners' holdings of PLN-denominated government bonds, billion PLN



Source: Ministry of Finance.

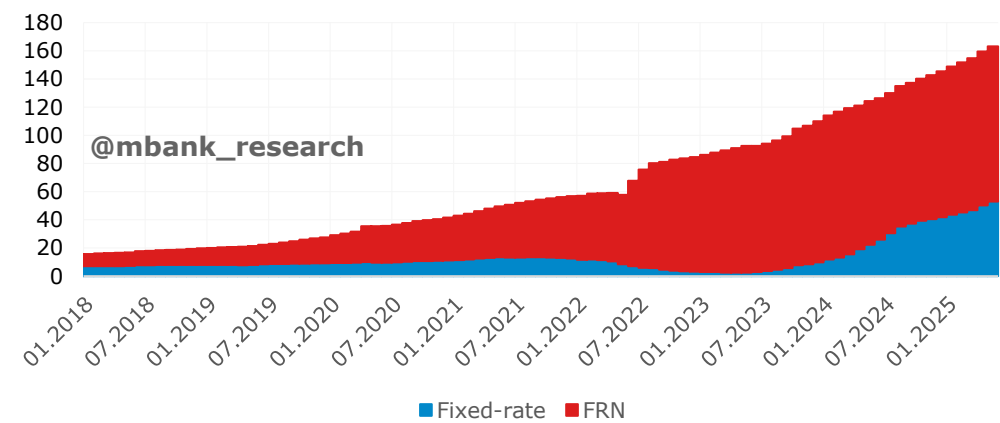
Foreigners' holdings of PLN-denominated government bonds, YTD change, billion PLN



Source: Ministry of Finance.

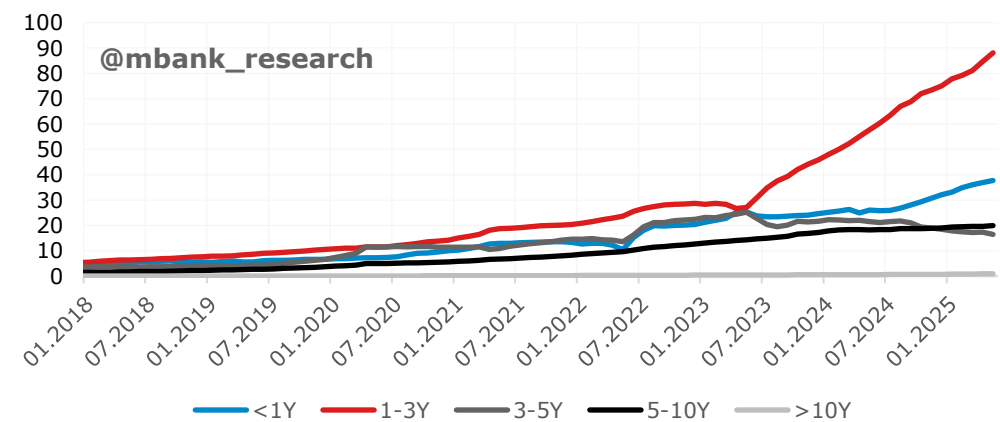
Retail bonds

Outstanding, billion PLN



Source: Ministry of Finance.

Maturity, billion PLN



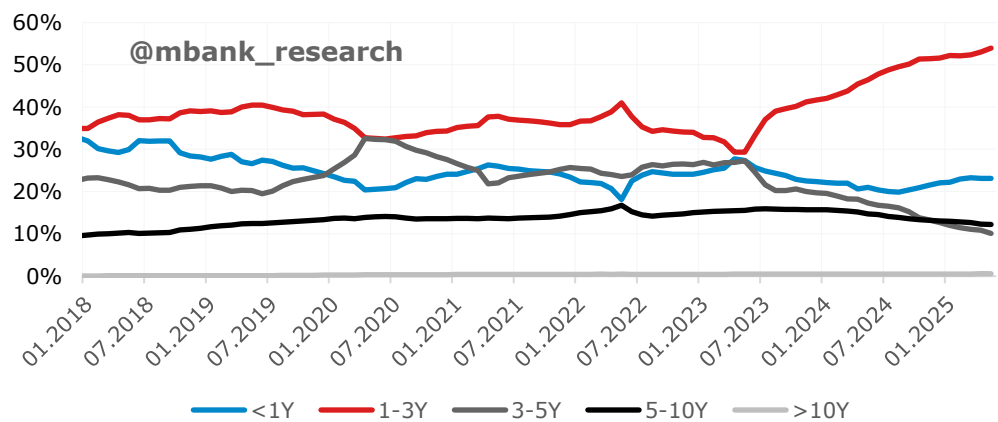
Source: Ministry of Finance.

Retail bonds as % of total PLN-denominated government bonds



Source: Ministry of Finance.

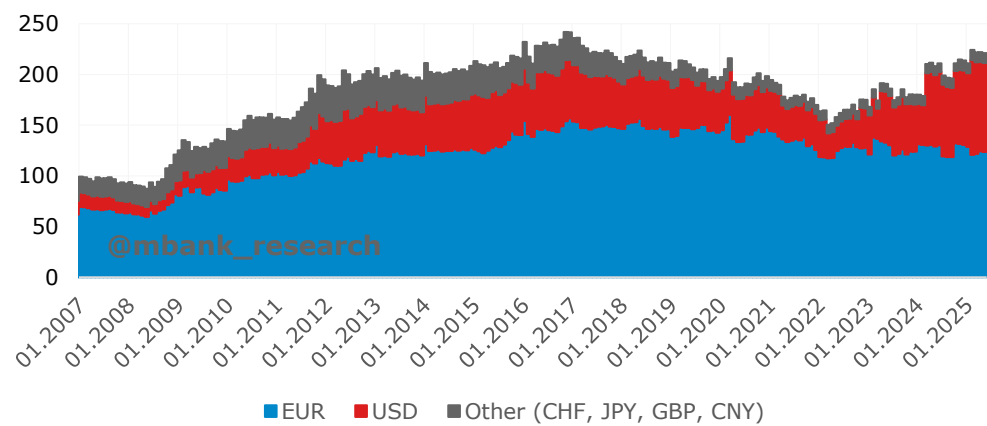
Maturity, % share



Source: Ministry of Finance.

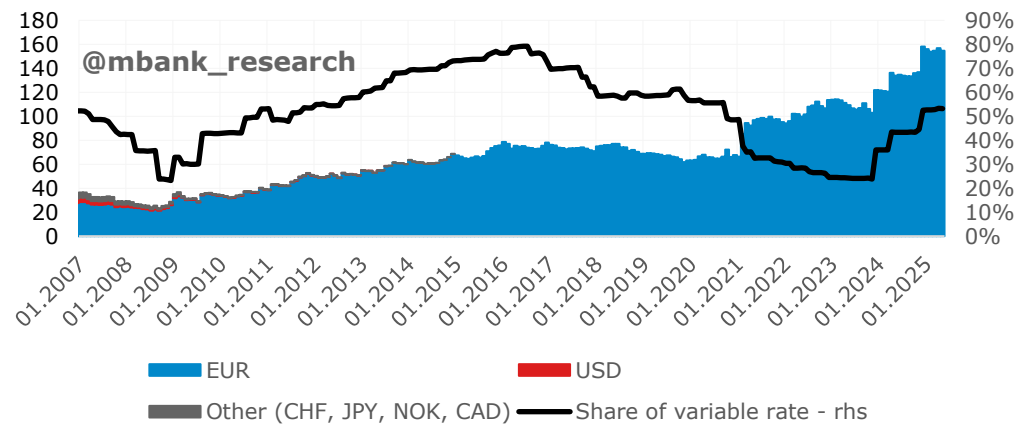
Foreign debt (eurobonds and loans)

Outstanding eurobonds, billion PLN



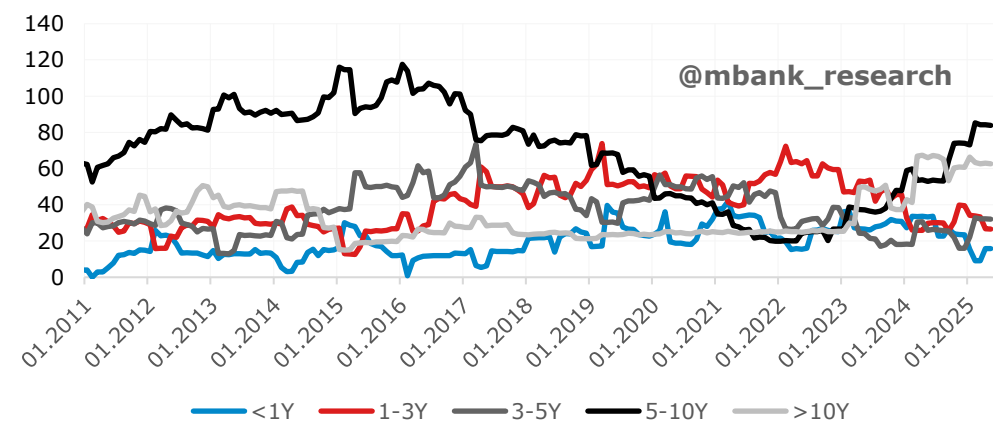
Source: Ministry of Finance.

Outstanding loans, billion PLN (mostly EU, EIB and WB)



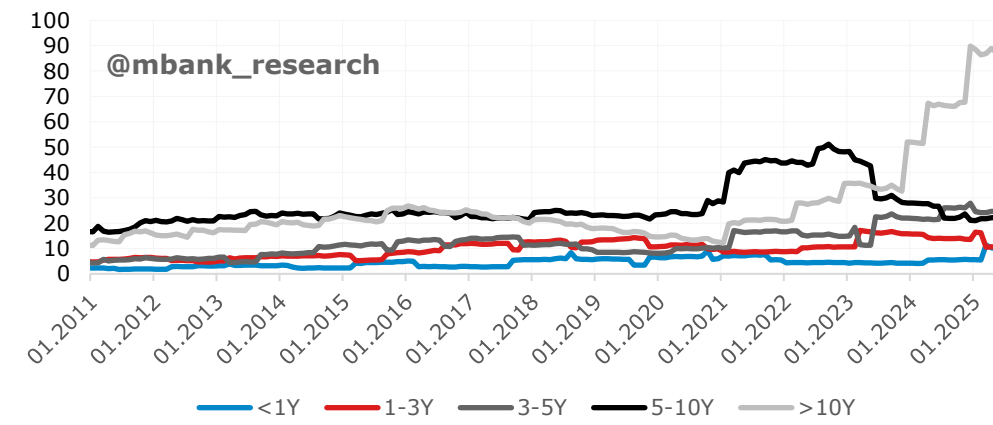
Source: Ministry of Finance.

Maturity of eurobonds, billion PLN



Source: Ministry of Finance.

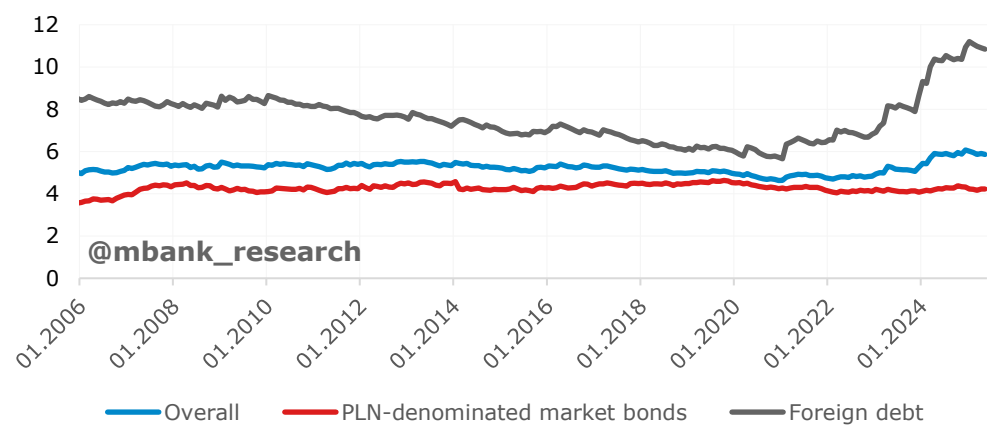
Maturity of loans, billion PLN



Source: Ministry of Finance.

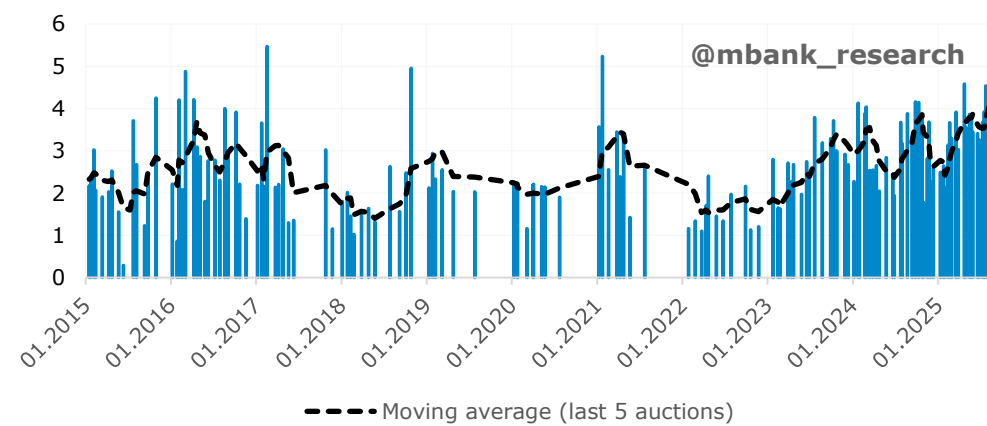
Risk measures

ATM



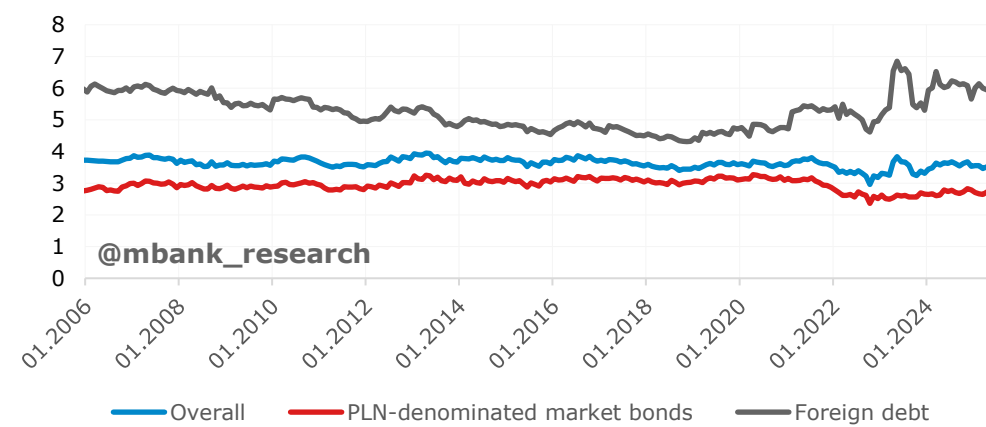
Source: Ministry of Finance.

Outright auction sales – DV01, million PLN



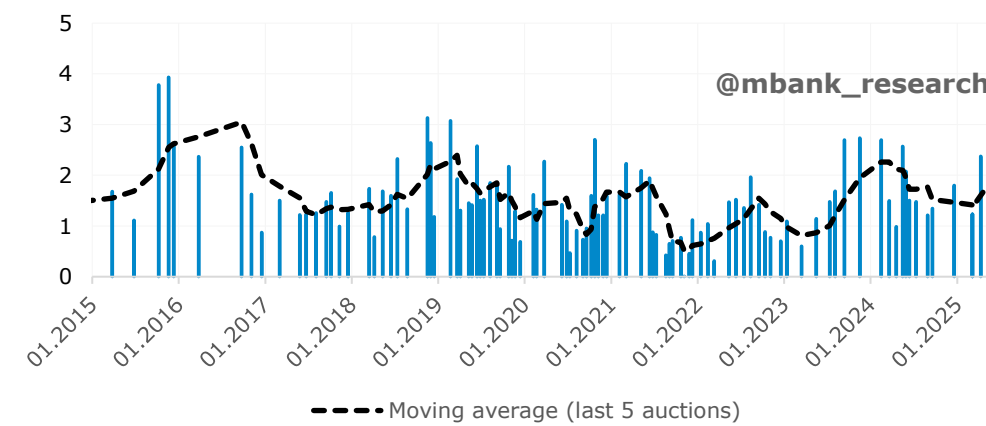
Source: Ministry of Finance, Bloomberg.

Duration



Source: Ministry of Finance.

Switch auction sales (net) – DV01, million PLN



Source: Ministry of Finance, Bloomberg.

Disclaimer and contact details

Note that research@mbank.pl is an e-mail address used exclusively for the distribution of mBank's publications. We advise to reply and send feedback directly to the authors. Otherwise, your message is not going to be read.

The document has been drafted at the Investor Relations, Group Strategy and Macro Research Department of mBank S.A. for the purpose of promotion and advertising in line with article 83c of the Act on Trading in Financial Instruments (Journal of Laws of 2017, item 1768, as amended). The document does not constitute investment research or marketing communication within the meaning of Commission Delegated Regulation (EU) 2017/565 of 25 April 2016 supplementing Directive 2014/65/EU of the European Parliament and of the Council as regards organisational requirements and operating conditions for investment firms and defined terms for the purposes of that Directive. The document does not constitute investment advice, nor is it an offer within the meaning of Article 66 (1) of the Polish Civil Code.

The document has been drafted based on the authors' best knowledge, supported by information from reliable market sources. All assessments herein reflect outlooks as at the date of issue of this material and may be subject to change at the discretion of the authors without prior notification. Quotations presented herein are average closing levels of the interbank market from the previous day, they are obtained from information services (Reuters, Bloomberg) and serve information purposes only. Distribution or reprint of the full text or a part of it is allowed only upon obtaining a prior written consent of its authors.

Copyright © mBank 2024. All rights reserved.

mBank Research is:

Marcin Mazurek, Ph. D.
Chief Economist

Email:
marcin.mazurek@mbank.pl

Arkadiusz Balcerowski, CFA
Economist

Email:
arkadiusz.balcerowski@mbank.pl

Jakub Rybacki, Ph. D.
Economist

Email:
jakub.rybacki@mbank.pl